

SCIENCE
COMICS



#1

THE ADVENTURES OF MATTER MAN



**PREMIER
ISSUE!**

DIRECT EDITION

1 27941 165193 6
255 US 431 CAN
39173

SCIENCE
COMICS

MM

#1

THE ADVENTURES OF

MATTER MAN



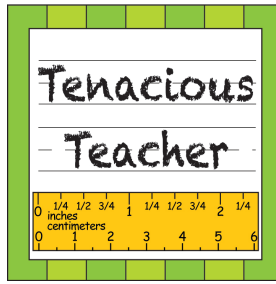
SOLID!
LIQUID!
GAS!

DIRECT EDITION

1 27941 65193 1 6

255 US 431 CAN

39173



THANK YOU for purchasing **Matter Man Science Comics!**

I hope you enjoy this product! I have many other goodies in my store:

<http://www.teacherspayteachers.com/Store/Tenacious-Teacher>



Copyright © 2012 Lisa Sears/Tenacious Teacher. All rights reserved by author. Permission to copy for single classroom use only. Electronic distribution limited to single classroom use only.

Matter Man Science Comics is not for commercial use and may not be resold in part or in whole.

THE ADVENTURES OF MATTER MAN

WELCOME TO MATTER MAN COMICS!

TO MAKE THE COMIC

PRINT THE COVER EITHER IN COLOR OR THE BLACK & WHITE AND PRINT THE COMIC BOOK PAGES. STAPLE THEM TOGETHER ALONG THE LEFT VERTICAL EDGES.

EXPLAIN TO STUDENTS THAT MATTER MAN HAS THREE SUPER POWERS. HIS FIRST POWER IS HIS ABILITY TO TURN INTO A LIQUID. HIS SECOND POWER IS HIS ABILITY TO TURN INTO A GAS, AND HIS THIRD POWER IS HIS ABILITY TO TURN INTO ANY SOLID.

THEN HAVE STUDENTS DESIGN A BAD GUY USING THE DESIGN A BAD GUY PAGE. STUDENTS WILL NEED TO THINK OF A NAME FOR THEIR BAD GUY, AN EVIL POWER FOR THEIR BAD GUY, AND DRAW (INCLUDING A LOGO) THEIR BAD GUY.

WRITING THE COMIC: THE COMIC IS DESIGNED SO THAT ON THE FIRST PAGE WE MEET MATTER MAN. ON THE SECOND, THIRD, AND FOURTH PAGES MATTER MAN TURNS INTO HIS RESPECTIVE STATES OF MATTER AND USES THEM FOR GOOD. ON THE LAST PAGE STUDENTS TELL THE HAPPY ENDING.

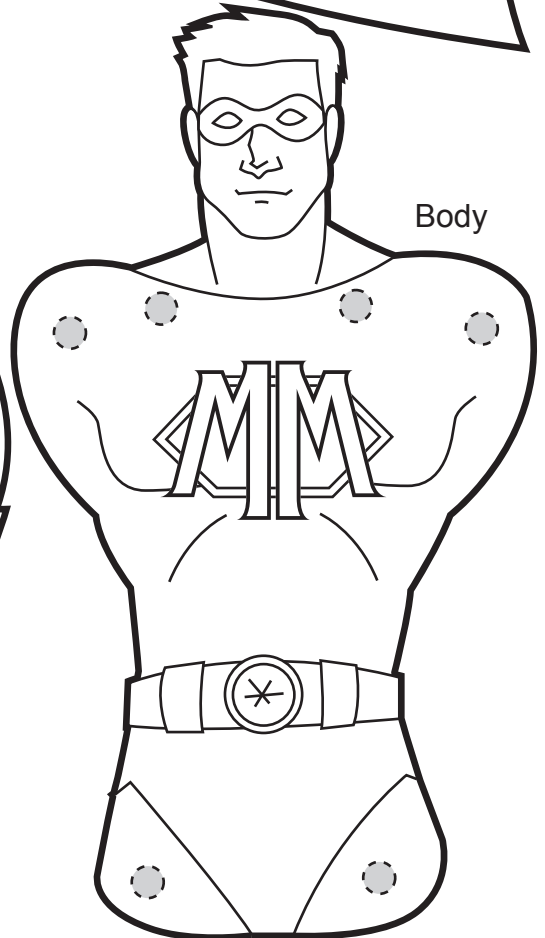
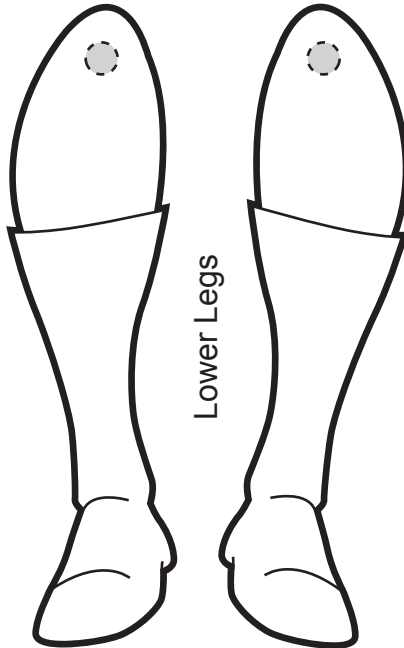
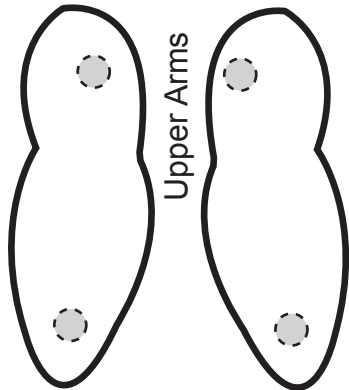
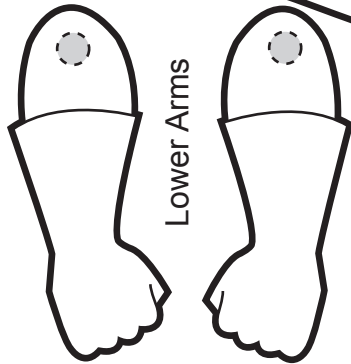
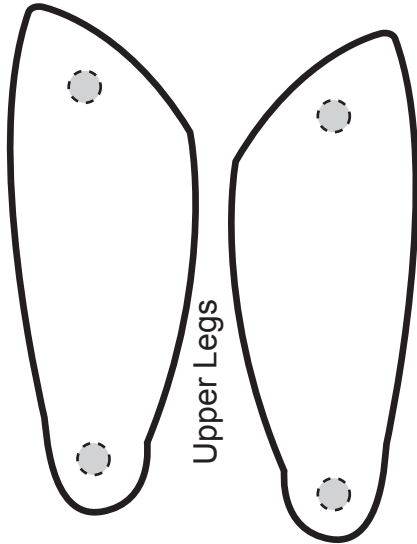
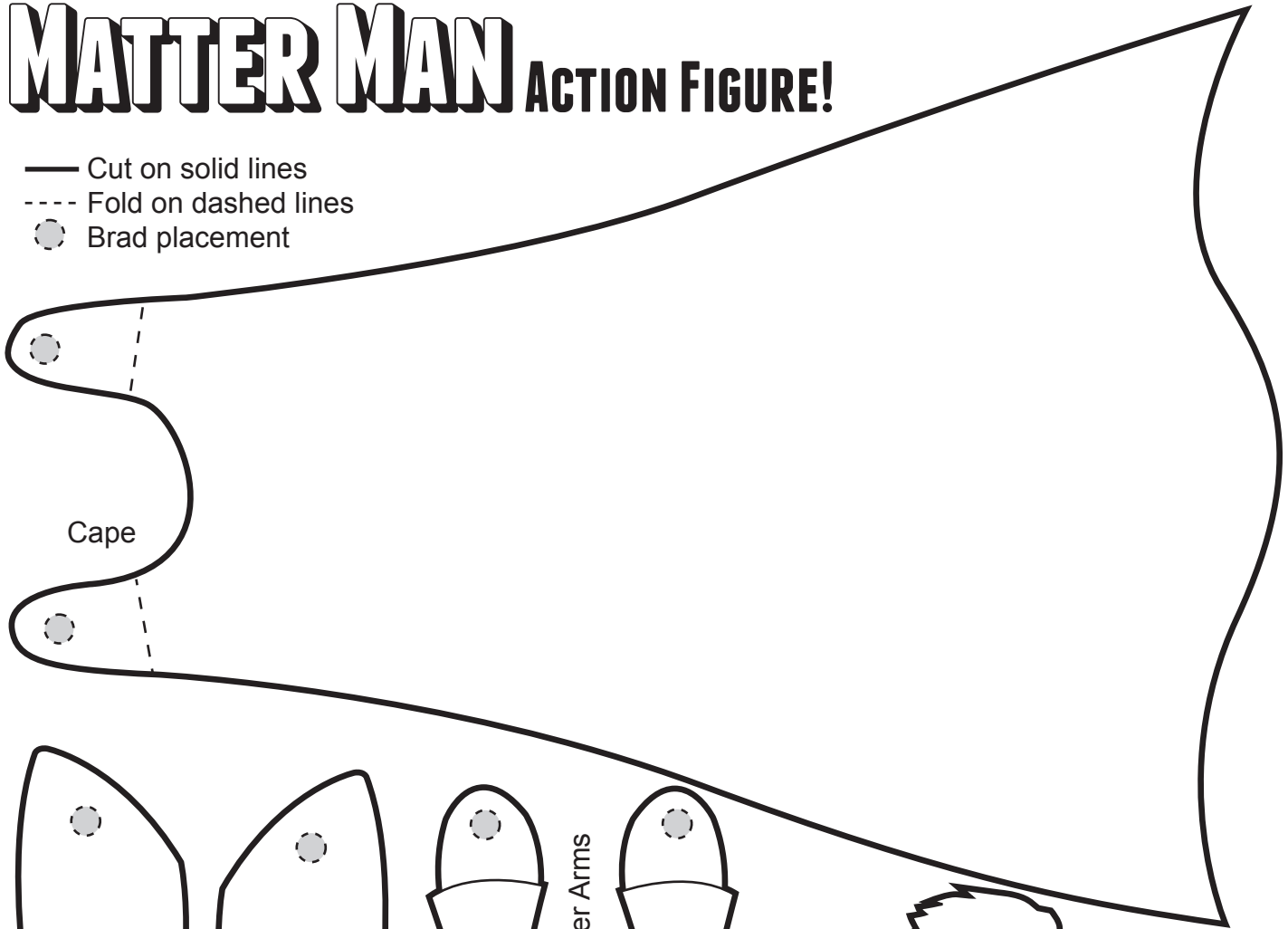
TO MAKE THE MATTER MAN ACTION FIGURE

TO MAKE THE MATTER MAN ACTION FIGURE, STUDENTS CUT OUT THE SHAPES FOLLOWING THE SOLID LINES AND FOLD ON THE DOTTED LINES. ATTACH THE PIECES WITH BRASS FASTENERS. VIOLA! YOUR ACTION FIGURE IS READY TO SAVE THE WORLD!

LET'S GET STARTED

MATTER MAN ACTION FIGURE!

- Cut on solid lines
- - - Fold on dashed lines
- Brad placement



DESIGN THE BAD GUY

NAME YOUR BAD GUY...




WHAT IS YOUR BAD GUY'S EVIL POWER?

DRAW YOUR BAD GUY IN COLOR. INCLUDE A LOGO!

A large empty rectangular box for drawing the bad guy.

THE ADVENTURES OF MATTER MAN

I AM
MATTER MAN!






BY _____

MEET OUR HERO, MATTER MAN...






THE ACTION BEGINS...

FIRST...



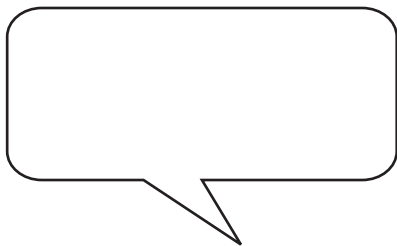
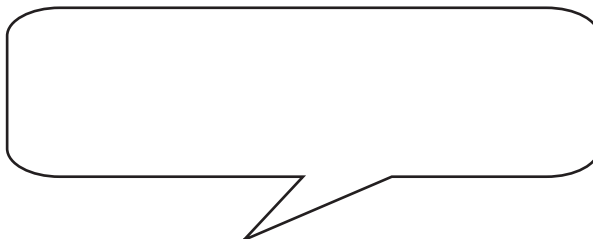
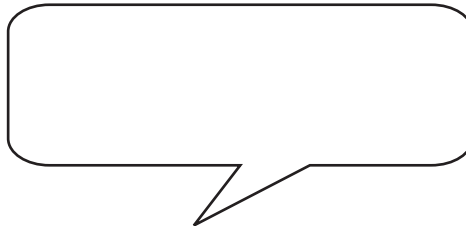
TO BE CONTINUED...

THEN...






TO BE CONTINUED...

Last...



NOW OUR HERO IS READY TO...



THE END